


RSS Feeds: Subscribing

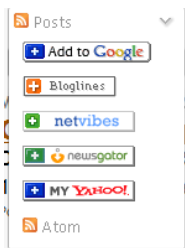
How to subscribe to RSS Feeds

Subscribe to RSS Feeds with Google Reader

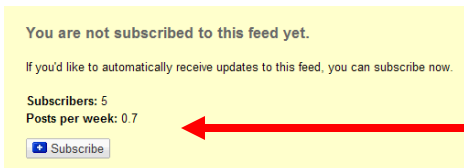
1. First, choose a feed to which you would like to subscribe. We will subscribe to the UWG Distance Faculty Support Feed. Go here first: <http://dlhelp.blogspot.com>.
2. Look for “Subscribe to This Blog” and the orange RSS Chicklet.



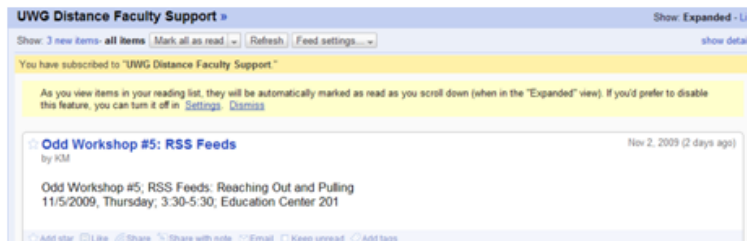
3. Click on Posts, and scroll down to “Add to Google”.



4. This will now add this “feed” to your Google account. Once you’ve clicked this, you should see your Google account (Reader) with a yellow box. Click subscribe on this screen.

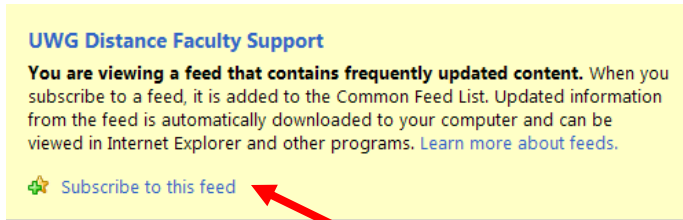


5. Once subscribed, you will see something similar in your browser.

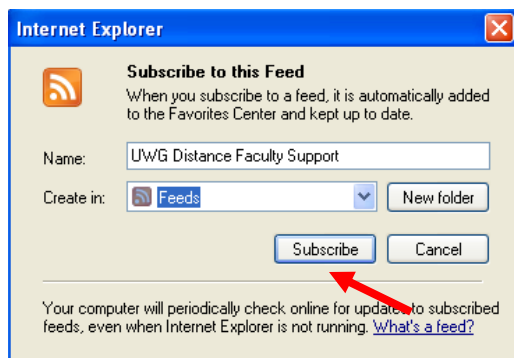


Subscribe to RSS Feeds with Internet Explorer

1. Follow previous steps 1 and 2.
2. When you click on “Posts”, this time select “Atom” at the bottom. You should get a screen like this:



3. Click “Subscribe to this feed”.
4. You will then see this dialog box. Click subscribe again.



5. Read your feeds in IE by clicking on the Favorites Tab.

